

Office 365 Login

Email / OneDrive / SharePoint

Browse to the St Johns Website and navigate to the **LINKS** page. Keep an eye out for the **St John's SharePoint** link.

The screenshot shows the website header with the St John's Marlborough logo and navigation links: Home, 01672 516156, Search, and Contact. The main navigation menu includes THE ACADEMY, PARENTS, STUDENTS, and LINKS. The LINKS page is active, displaying a list of links:

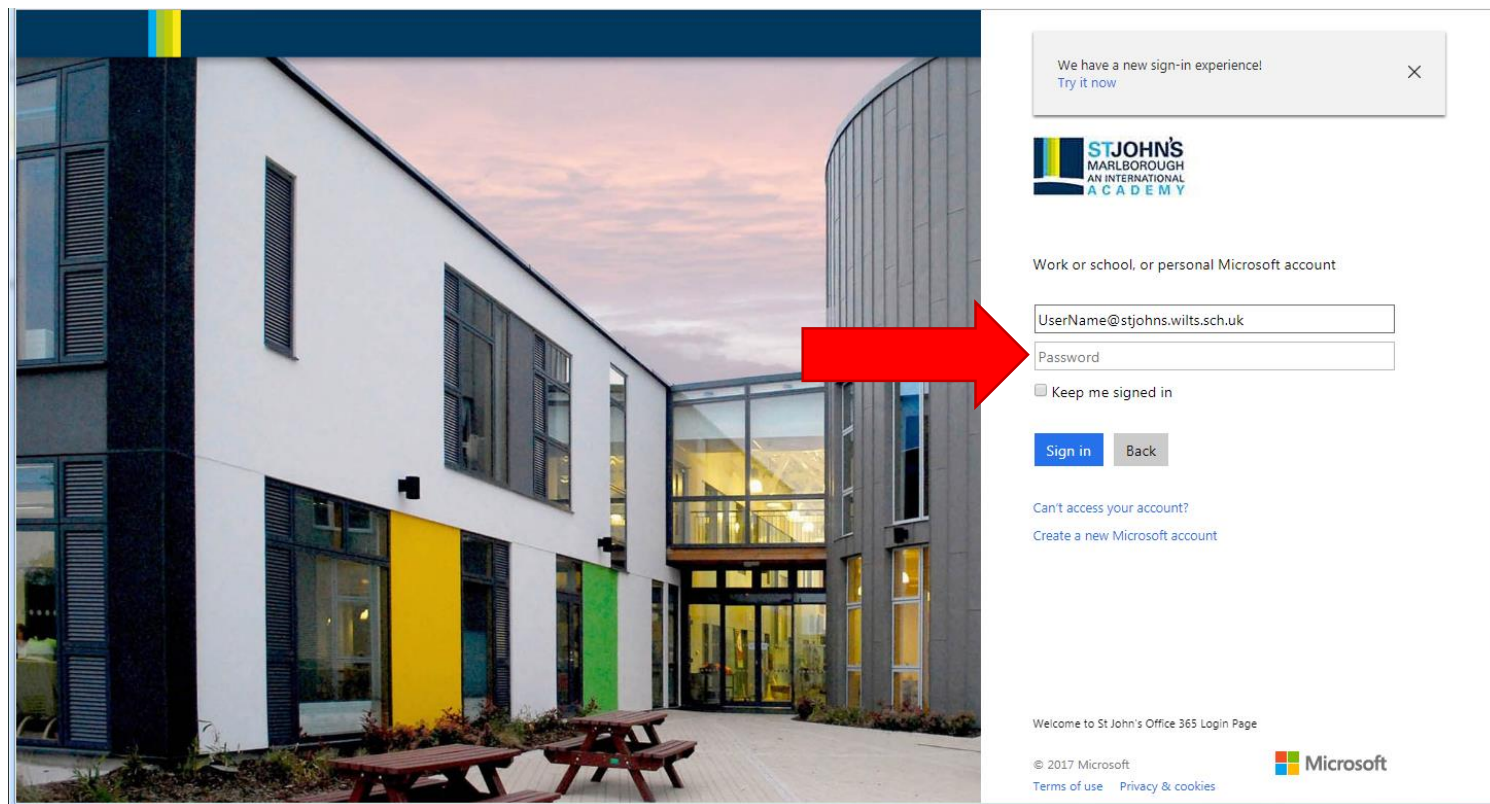
- Saber**
<https://saber.stjohns.wilts.sch.uk>
- Staff Intranet access**
Login username: STJOHNS\username
Login password: your St John's password
- RM Portico**
<http://portico.stjohns.wilts.sch.uk/>
- Staff access to the St John's fileserver**
Login username: St John's username
Login password: St John's password
- St John's SharePoint**
<https://login.microsoftonline.com/>

The SharePoint link is highlighted with a red arrow. Below the link, the text "Visit the St John's SharePoint online resources" is partially visible. A "LATEST NEWS" section on the right side of the page shows a headline: "Kieran's Success at the National Combined Events" with a "View all news" link.

Enter your email address: UserName@stjohns.wilts.sch.uk

The screenshot shows a web browser window with the URL `https://login.microsoftonline.com/common/o`. The page title is "Sign in to your account". A notification at the top states: "This site uses cookies for analytics, personalised content and ads. By continuing to browse this site, you agree to this use." Below this is a sidebar with the word "Connect" and various language options: "taczyc", "Connecte", "连接", "Ligue", "Connect", "تواصل", "Verbinden", "つなぐ", "Yhdista", "povezati", and "להתחבר". The main content area features a background image of a highway and a sign-in form. The form includes a notification: "We have a new sign-in experience! Try it now". Below this is the "Office" logo and the text "Work or school, or personal Microsoft account". The email address field contains "UserName@stjohns.wilts.sch.uk" and is highlighted by a red arrow. The password field is empty. There is a checkbox for "Keep me signed in" and a "Sign in" button. At the bottom, there is a link for "Can't access your account?", the copyright notice "© 2017 Microsoft", and the Microsoft logo with links for "Terms of use" and "Privacy & cookies".

Clicking the password box will re-direct you to the school page where you can type in your **usual school password**



We have a new sign-in experience!
Try it now

STJOHN'S
MARLBOROUGH
AN INTERNATIONAL
ACADEMY

Work or school, or personal Microsoft account

UserName@stjohns.wilts.sch.uk

Password


Keep me signed in

[Sign in](#) [Back](#)

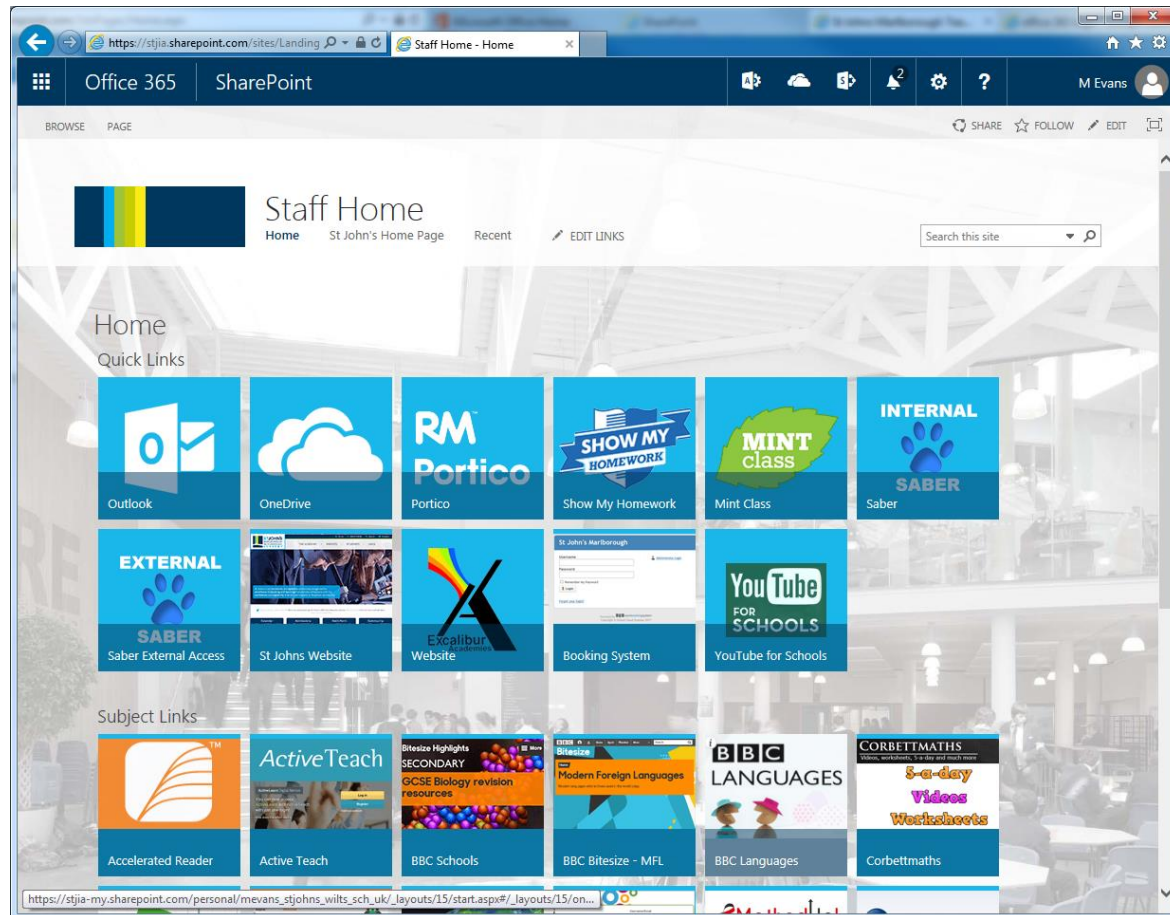
[Can't access your account?](#)
[Create a new Microsoft account](#)

Welcome to St John's Office 365 Login Page

© 2017 Microsoft
[Terms of use](#) [Privacy & cookies](#)

 Microsoft

Once logged in, you will see a fairly familiar layout where you can access everything you need.



Show My Homework: In most cases if you access SMHW while already logged in to Office 365 (previous steps), you should be signed in seamlessly. However if you access it directly or via the app, click the [Office 365 button](#) to login with you school email address and password:

